



Maintenance Release Notes

DECEMBER 13, 2019

This document is intended only for the use of Client personnel under the terms of the NDA on file. It may not be distributed outside the client organization without previous authorization from e-Builder.

©Copyright 2019, e-Builder, Inc

Table of Contents

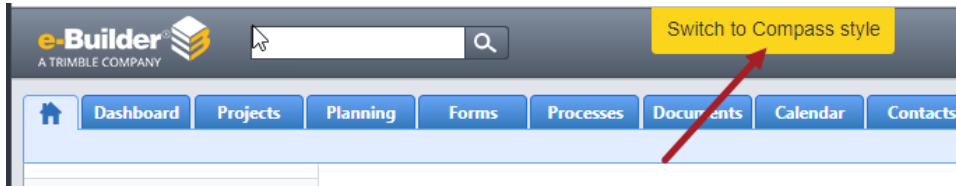
What's New.....	2
Navigation Enhancements	2
Resolved Cases.....	4
Calendar	4
Cost	4
Documents.....	4
Processes/ Workflow	5
Schedules	5
Submittals	5
Your Opinion Matters	6

What's New

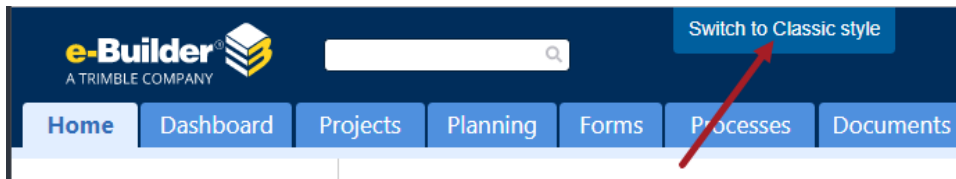
The following enhancement is included in this release. If you have any questions regarding this release, please contact e-Builder [Technical Support](#).

Navigation Enhancements

We are pleased to introduce Project Compass – an initiative aimed to streamline and enhance your navigation experience so that you can retrieve your information quickly and manage your project more efficiently. As part of this initiative, we offer Compass Style, a UI with refreshed colors, fonts and graphical comments. To enable this style, simply click on the 'Switch to Compass style' button that appears at the top of your screen.



Preview the new look and customize your UI. If you prefer the original look, you can switch back to the Classic style.



As an Administrator, you can also choose which style your users will use by accessing your Color Scheme settings (Setup > Settings > Color Scheme).

Manage Color Scheme

Compass style

Select Visibility

- Allow users to try the Compass style
- Switch to the Compass style now
- Prevent users from trying the Compass style

Color Scheme Settings

Active Tab:	<div>Tab Text</div>	Background Color	Text Color
Inactive Tabs:	<div>Tab Text</div>	Background Color	Text Color
Grid Headers:	<div>Header Text</div>	Background Color	Text Color
Background and Footer Links:	<div>Links</div>	Background Color	Text Color

Note: This Color Scheme setting is temporary. In 2020, all users will be transitioned over to the Compass Style.

For more information, watch the following [introductory video](#).

Resolved Cases

The following is a list of resolved cases for the past month. If you have any questions regarding this maintenance release, please contact e-Builder [Technical Support](#).

Calendar

Case #	Resolution Notes
342045	When printing the Calendar using a mail merge template, a nested numerical list was displayed in the wrong format. This issue has now been resolved and the nested list displays as number, letter and roman numeral as expected.

Cost

Case #	Resolution Notes
330653	Importing Commitments from Data Entry now supports the mapping of Funding Sources on zero amount items. E-Builder will convert the zero value amounts to a split percentage distribution over the mapped Funding Sources.
342310	An error was thrown while trying to import in master commitment changes. The issue occurred because the column Master Commitment Item number was not mapped in the imported MS Excel file. The code was updated to handle this, so it does not throw an error.

Documents

Case #	Resolution Notes
326751	The eB Viewer component was upgraded so that newer versions of Office files can be opened within the viewer.
338895	When uploading documents through the Submittals module, users can upload to the default submittal folder regardless of whether they have upload permission.
340923	Resolved an error encountered when copying Attached Documents to a folder within e-Builder.

Processes/ Workflow

Case #	Resolution Notes
340557	Fixed an issue that caused drop-down list failure when a drop-down list item contains a quotation symbol.
341263	The Payment Application SOV total did not display a value when SOV items were grouped by Invoice Summary. The total will now display "0.00" if no value is found.
341535	The main processes page will no longer allow printing an instance if it is in a step where printing is disabled.

Schedules


Case #	Resolution Notes
341775	When creating a new template based on an existing schedule, the template did not save the correct default calendar. The template default calendar will now match the copied project schedule default.
341960	When adding a new resource user or task manager, the task details displayed a GUID instead of the person's name. This issue has now been resolved.

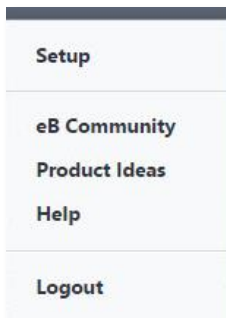
Submittals

Case #	Resolution Notes
340017	The Submittal Coordinator could not see the Show\Hide links on comments and attachments when the submittal item had been returned to the contractor after review. This issue has now been resolved.

Your Opinion Matters

We rely on your feedback to better serve you. If you have ideas about improving our product or service, please don't hesitate to let us know. Below are four ways to reach us.

- **Like/Dislike**  – Located in the banner of e-Builder Enterprise™ are like and dislike buttons. Click these to express your opinion of a particular page. This feedback is used to help prioritize upcoming product enhancements.
- **e-Builder Product Ideas** – The Product Ideas portal gives you a platform to share your thoughts on how to make e-Builder better. You can read and vote on the ideas of fellow e-Builder users or post your own. The number of votes is one of the factors considered when forming e-Builder's roadmap. To access the Product Ideas portal, click the arrow next to your username within the banner of e-Builder Enterprise, and then click Product Ideas.



- **Support** – Our Support staff is always available to meet your needs. To speak to a live customer service representative, call us within the U.S. at 888-288-5717 and outside of the U.S. at 800-580-9322, or email us at support@e-builder.net.